



KNIGHTSBRIDGE COLLECTION



Quality Timber Windows And Entrance Doors

Welcome to The Knightsbridge Collection

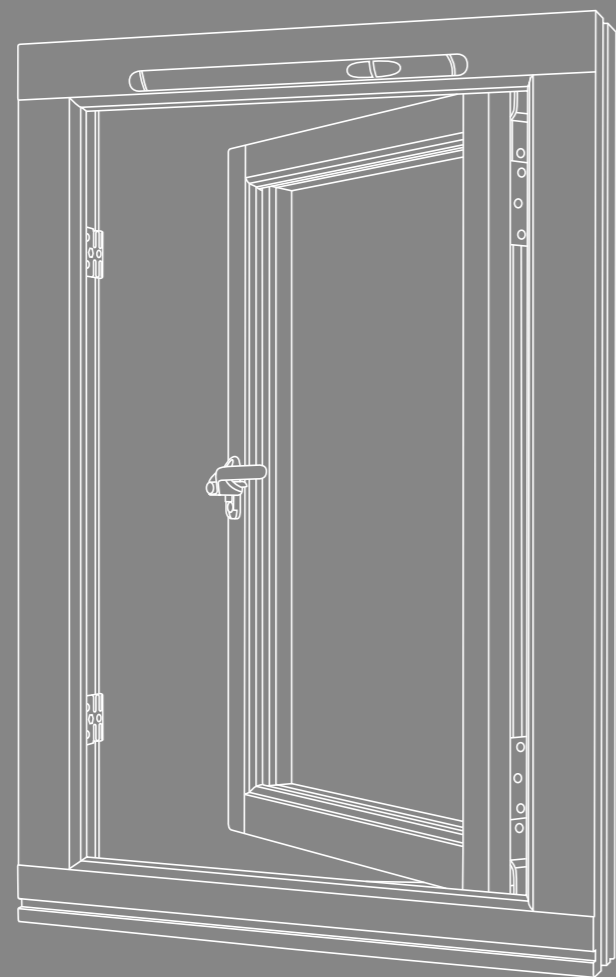
We are proud to bring you our finest selection of timber windows and doors, made especially for your home. The Knightsbridge Collection is a range of high quality products produced to meet your exact requirements and is attractively priced. Each window and door is made specifically for you, whether it's for a new build or a refurbishment project, we have a solution for all applications. And with endless colour options, you can be sure to find exactly what you are looking for.

If you don't see the window or door you desire, we can work with you to design, create and produce a product hand-crafted to your specification.



The Knightsbridge Collection combines the assurance of quality and performance with the sustainability our customers demand.





Flush Casement

Flush-fit high-performance windows are available in top hung, side hung or fully-reversible configurations. Traditional timber aesthetics make them ideal for renovation projects and conservation areas, foul weather resistance rated and enhanced security offer outstanding performance.

The Knightsbridge Collection Flush Casement comes with a one piece espagnolette system and night vents as standard, and all models feature key-locking handles. In addition, the products are fully compliant with the police-backed Secured by Design initiative.

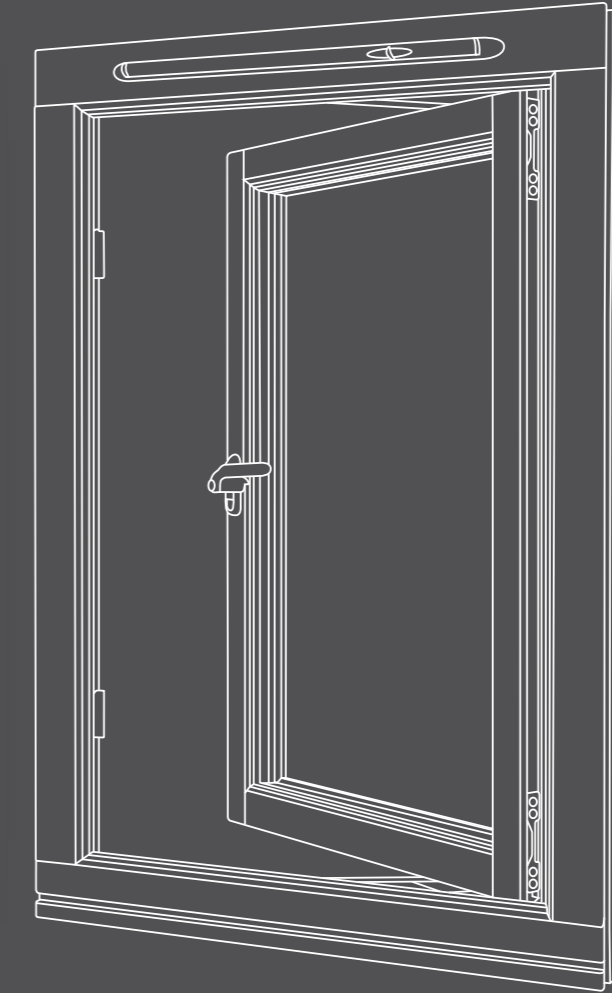





Stormproof Casement

Not just stunning to look at but also extremely robust, our Stormproof Casement was specifically designed and engineered to meet exacting Secured by Design standards.

Its friction-free hinges allow for easy cleaning and maintenance, and models can be fitted with built-in childproof restrictors if required. Like our Flush Casements, The Knightsbridge Collection Stormproof Casement are foul weather resistance rated.





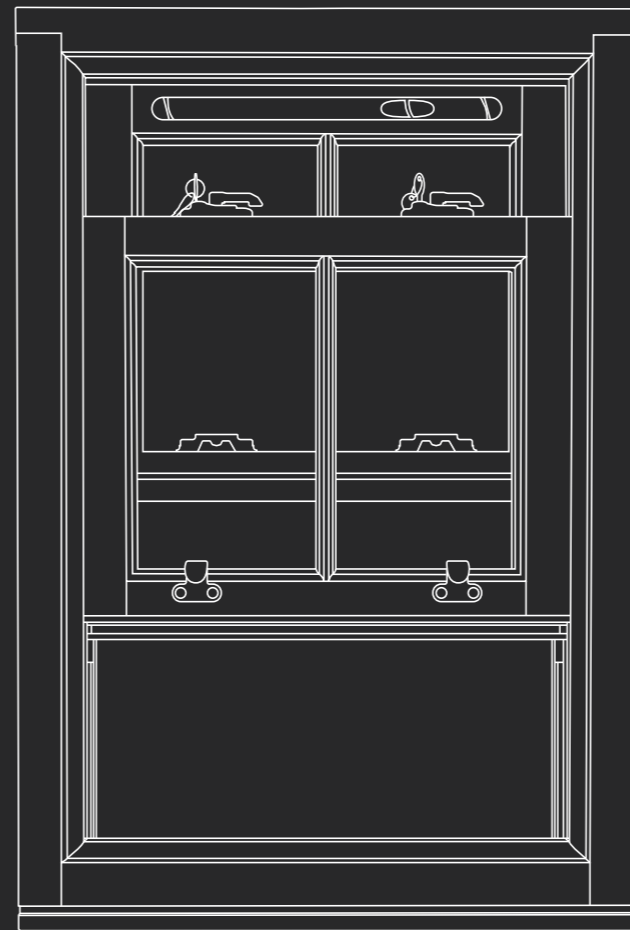
Sliding Sash With Cords & Weights

Using pendulum-style cords and weights, these outstanding sash windows are extremely easy to operate. Durable nylon cords and pulleys ensure a long, reliable service life.

Using pulley-style cords and weights, they can be customised with a range of mouldings and fenestrations to achieve various styles. With a choice of horn styles available, finding the right detail to complement your windows for the area couldn't be easier.



Traditional aesthetics make the product an excellent choice for conservation areas, and a choice of contemporary or traditional hardware is available.

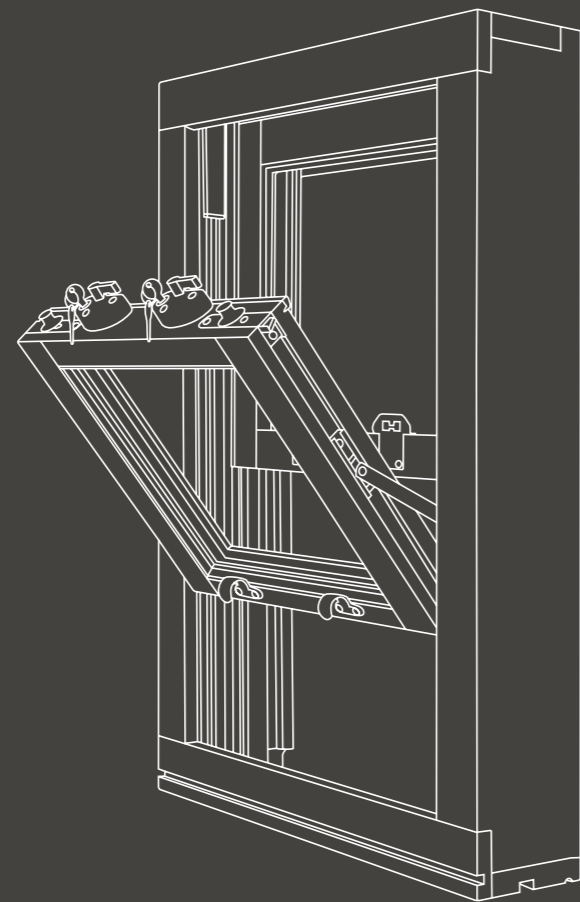




Sliding Sash With Spiral Balances

The modern functionality of a Sliding Sash Spiral Balance window is a great choice for conservation buildings. With the spiral balance's mechanism the sashes will operate smoothly for an easy opening. The Knightsbridge Collection spiral balance models, like the cords and weights, are delivered factory-finished and fully glazed, and are an ideal choice for projects in conservation areas.





Tilt & Slide Windows

This ingenious vertical-sliding sash design offers top of the range performance within a highly traditional stepped sash and frame design. Its historic aesthetics make it a great choice for sensitive areas.

A unique track tilting mechanism allows for safe, easy cleaning of external glass surfaces from the inside of the building, great for high rise buildings where access to the outside of the window is difficult. The product offers a foul weather performance industry rating, and optional safety restrictor bolts.






French Doors

Available in a range of styles and hardware design options, and as a standalone door-set or in combination with a variety of fanlight and sidelight coupled units, our robust and stylish French Doors are a hugely versatile addition to any project.

Its low threshold allows for ease of access, particularly for those with reduced mobility. Single or double doors are available, and a traditional hardwood sub-cill can be added as an optional extra. Our French Doors can come with an option of open-in or open-out opening (depending on the requirements).

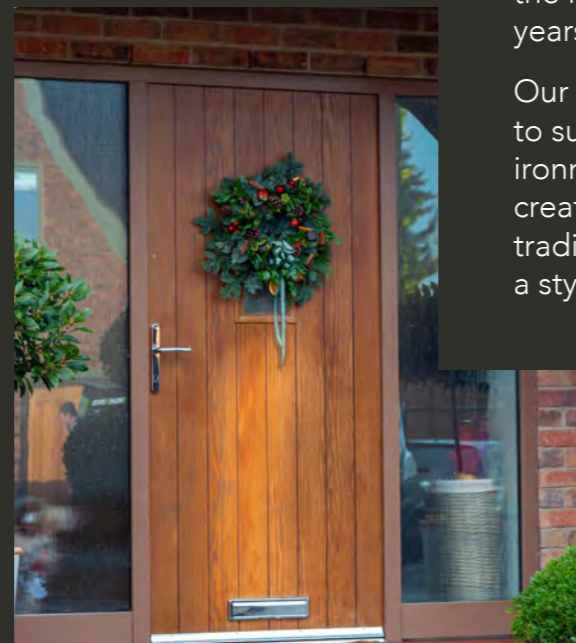




Entrance Doors

The Knightsbridge Collection offers a comprehensive range of stylish, robust entrance doors that can be tailored to any project or property. Manufactured from an insulated core laminate ply they offer outstanding thermal, weather and security protection. The doors' construction reduces the risk of bowing or twisting, ensuring many years of trouble-free operation.

Our range of door styles can be tailored to suit your requirements. With various ironmongery options available you can create your own unique door whether it's traditional, cottage or contemporary we have a style to suit your project.



Sustainable Products

Timber is a natural, renewable resource. It's light, strong and has low thermal transmittance. But what's more, at a time when we're increasingly waking up to our collective impact on the environment, it's by far the greenest material available for window and door manufacture.

Research conducted on a wide range of timber windows by the respected Building and Urban Design department at Heriot-Watt University found that every product examined would prove carbon neutral over a sixty-year life span. Every timber product tested was also found to have a longer life expectancy than uPVC equivalents – between 23-35 years of uPVC, 56-65 years for timber.

We source all our timber from sustainable and responsibly managed sources. The combination of the carbon sink effect of forests and the carbon stored within the Knightsbridge Collection products allows each window to save 160kg of CO2 compared to an uPVC window.

FSC® certified products available upon request





Ironmongery

We're able to provide products with high-security locks and door furniture to meet most specifications. With an extensive choice of traditional and contemporary hardware options, we can make a Knightsbridge Collection door or window suitable for virtually any style of project or property and can offer Secured by Design approved locks.





Your Choice Of Finish

We can supply windows and doors in any of the standard RAL colours, and our paint mixing facility can produce 50,000 colour variations.

We can even supply factory finished dual colour windows and doors, with one colour on the outside and another colour internally.

The colour samples shown are for illustrative purposes only and may differ from the original colour. For best results always use an approved colour swatch for accuracy.





KNIGHTSBRIDGE
COLLECTION

www.knightsbridge-collection.com